



ASBK.COM.AU f t i y

Round 7 : Phillip Island GP Circuit : October 6 - 8

YAMAHA MOTOR FINANCE R3 CUP

Race 1

Date: 07/10/17
 Event: R02
 Weather: Mostly cloudy - 20.3C
 Track: Dry - Temp: 33.7C

Started at: 15:26:42
 Laps: 8
 Starters: 18
 Printed at: 15:51


PROVISIONAL CLASSIFICATION


Pos	No	Gr	Name	Machine	Laps	Race Time	Behind	Fastest Lap	On Lap	Top Speed
1	71	?	Tommy EDWARDS (NSW) / Alpinestars / Yamaha Aust. / Repsol / Bell / Dunlop / Nautical Pools	Yamaha YZF-R3	8	14:51.673		1:49.781	8	188
2	20	B	Hunter FORD (NSW) / Ford Brothers Racing / Huntingtons NSW / Hunter Bikers Events / Bell	Yamaha YZF-R3	8	14:51.688	.015	1:49.799	8	191
3	37	J	Jack MAHAFFY (VIC) / JDS Moto / Eastern Security Doors / JLT Insurance / SignPro / Castrol	Yamaha YZF-R3	8	14:51.715	.042	1:49.856	8	193
4	151	J	Locky TAYLOR (QLD) / LTR Racing / Fitness2Podium / LKI Brand / Ridedynamics	Yamaha YZF-R3	8	15:03.881	12.208	1:51.862	3	183
5	24	?	Ben BRAMICH (VIC) / Ron Angel Classic Racing / Nolan Helmets / Yamaha YRD / Ricondi	Yamaha YZF-R3	8	15:13.707	22.034	1:52.364	4	191
6	70	J	Troy RYAN (NSW) / Taree Motorcycles	Yamaha YZF-R3	8	15:13.736	22.063	1:52.510	4	193
7	65	C	Jonah SITA (WA) / Flashpoint Motosport / Michael Sita	Yamaha YZF-R3	8	15:14.189	22.516	1:52.839	3	190
8	152	D	Dan THOMAS (NSW) / Inglis Plumbing / Marriotts Smash Repairs / Supermoto Armidale	Yamaha YZF-R3	8	15:14.199	22.526	1:52.576	4	193
9	28	C	Tayla RELPH (QLD) / Motorcycle Sportsmen / NorthStar Yamaha / Pirelli / Motul / Micks Fix	Yamaha YZF-R3	8	15:14.454	22.781	1:52.330	2	189
10	42	?	Jack PASSFIELD (NSW) / StayUpright Rider Training / GASD Suspension / Dmoto / Micron Security	Yamaha YZF-R3	8	15:24.234	32.561	1:53.484	3	194
11	355	C	Laura BROWN (NSW) / Duca Advisors / Ricondi / Draggin Jeans / Shark Helmets / Falco M-cycle Boots	Yamaha YZF-R3	8	15:24.317	32.644	1:53.104	2	192
12	4	J	Harry KHOURI (NSW) / Excite Motorsports Penrith / StoAll Self Storage Windsor	Yamaha YZF-R3	8	15:24.350	32.677	1:53.470	3	189
13	13	?	Andrew HANNAN (VIC) / Ringwood Automatics	Yamaha YZF-R3	8	15:33.858	42.185	1:54.267	8	182
14	131	D	Ross BEAMES (QLD)	Yamaha YZF-R3	8	15:37.911	46.238	1:54.933	2	190
15	10	J	Callum O'BRIEN (WA) / Banhams WA / Clean Ride Racing / Leading Edge M-cycle Sport	Yamaha YZF-R3	8	15:46.745	55.072	1:56.717	5	179
16	34	?	Boyd HOCKING (VIC) / DPH Motorsport Yamaha	Yamaha YZF-R3	8	15:48.083	56.410	1:57.346	6	184
17	96	D	Jake BRETT (NSW) / BikeBiz / Pirelli / Motul / West Sliders / Prospect Dental Clinic	Yamaha YZF-R3	8	16:08.470	1:16.797	1:59.115	2	177
DNF	22	D	Keegan PICKERING (NSW) / Maroochydore Beach Motel / West Sliders / White Race Products	Yamaha YZF-R3	0		8 Laps			155

Fastest Lap was 1:49.781 by Tommy EDWARDS (NSW)

New race lap record for R3 class - Previous: 1:51.645 by Zac LEVY (NSW) on a Yamaha YZF-R3 set on 28/08/16

The results are provisional until the end of the time limit for protests and appeals.


 Chief Time Keeper - Scott Laing


 Clerk of Course - Tom Williams



Computime Race Timing Systems Pty Ltd © 1996
 Licensed to Computime Race Timing Systems

www.computime.com.au

COMPUTIME RACE TIMING SYSTEMS PTY LTD





ASBK.COM.AU f t i y

Round 7 : Phillip Island GP Circuit : October 6 - 8

YAMAHA MOTOR FINANCE R3 CUP

Race 1

Date: 07/10/17
 Event: R02
 Weather: Mostly cloudy - 20.3C
 Track: Dry - Temp: 33.7C

Started at: 15:26:42
 Laps: 8
 Starters: 18
 Printed at: 15:51

PROVISIONAL LAP TIMES

No	Name	Lap 1	Lap 2	Lap 3	Lap 4	Lap 5	Lap 6	Lap 7	Lap 8
4	Harry KHOURI (NSW)	2:01.401	1:54.519	1:53.470	1:54.744	1:54.135	1:55.511	1:55.222	1:55.348
10	Callum O'BRIEN (WA)	2:04.838	1:57.328	1:57.901	1:56.924	1:56.717	1:57.436	1:57.552	1:58.049
13	Andrew HANNAN (VIC)	2:04.860	1:57.548	1:57.514	1:55.761	1:54.527	1:54.812	1:54.569	1:54.267
20	Hunter FORD (NSW)	1:57.236	1:51.430	1:50.612	1:50.762	1:50.608	1:50.681	1:50.560	1:49.799
24	Ben BRAMICH (VIC)	2:01.226	1:53.651	1:52.975	1:52.364	1:53.409	1:53.341	1:53.625	1:53.116
28	Tayla RELPH (QLD)	2:00.218	1:52.330	1:53.697	1:53.988	1:53.431	1:53.691	1:53.463	1:53.636
34	Boyd HOCKING (VIC)	2:04.930	1:57.414	1:57.638	1:58.194	1:57.463	1:57.346	1:57.392	1:57.706
37	Jack MAHAFFY (VIC)	1:57.311	1:51.594	1:50.461	1:50.797	1:50.854	1:50.338	1:50.504	1:49.856
42	Jack PASSFIELD (NSW)	2:01.681	1:54.157	1:53.484	1:54.602	1:54.340	1:55.503	1:55.239	1:55.228
65	Jonah SITA (WA)	2:00.163	1:53.485	1:52.839	1:53.851	1:53.482	1:53.468	1:53.583	1:53.318
70	Troy RYAN (NSW)	2:01.571	1:53.280	1:53.086	1:52.510	1:53.265	1:53.211	1:53.567	1:53.246
71	Tommy EDWARDS (NSW)	1:57.121	1:51.426	1:50.670	1:50.809	1:50.632	1:50.641	1:50.593	1:49.781
96	Jake BRETT (NSW)	2:09.362	1:59.115	1:59.979	2:00.693	2:00.086	2:00.044	1:59.679	1:59.512
131	Ross BEAMES (QLD)	2:02.714	1:54.933	1:56.472	1:56.878	1:57.213	1:56.737	1:56.090	1:56.874
151	Locky TAYLOR (QLD)	1:59.536	1:51.989	1:51.862	1:51.988	1:52.022	1:52.120	1:51.866	1:52.498
152	Dan THOMAS (NSW)	2:01.710	1:53.202	1:52.878	1:52.576	1:53.306	1:53.700	1:53.409	1:53.418
355	Laura BROWN (NSW)	2:02.804	1:53.104	1:53.717	1:54.414	1:54.192	1:55.460	1:55.371	1:55.255

The results are provisional until the end of the time limit for protests and appeals.

Scott Laing
 Chief Time Keeper - Scott Laing

Tom Williams
 Clerk of Course - Tom Williams



Computime Race Timing Systems Pty Ltd © 1996
 Licensed to Computime Race Timing Systems

www.computime.com.au

COMPUTIME RACE TIMING SYSTEMS PTY LTD



ASBK.COM.AU f t i y

Round 7 : Phillip Island GP Circuit : October 6 - 8

YAMAHA MOTOR FINANCE R3 CUP

Race 1

Date: 07/10/17
 Event: R02
 Weather: Mostly cloudy - 20.3C
 Track: Dry - Temp: 33.7C

Started at: 15:26:42
 Laps: 8
 Starters: 18
 Printed at: 15:51

PROVISIONAL SPLIT TIMES

Lap	Split 1	Split 2	Split 3	Split 4	Lap Time	Spd	Lap	Split 1	Split 2	Split 3	Split 4	Lap Time	Spd
4 Harry KHOURI (NSW) (12th)							3	27.208	33.212	21.779	30.776	1:52.975	184
1	34.719	33.623	21.970	31.089	2:01.401	151	4	26.450	33.160	21.726	31.028	1:52.364	191
2	27.241	33.437	22.023	31.818	1:54.519	189	5	27.076	33.404	21.861	31.068	1:53.409	185
3	27.039	32.937	21.885	31.609	1:53.470	187	6	27.009	33.376	21.803	31.153	1:53.341	179
4	27.133	33.546	21.975	32.090	1:54.744	187	7	26.947	33.149	22.330	31.199	1:53.625	183
5	27.361	33.323	22.180	31.271	1:54.135	185	8	26.796	33.242	22.050	31.028	1:53.116	187
6	27.680	33.231	22.294	32.306	1:55.511	182	28 Tayla RELPH (QLD) (9th)						
7	27.661	33.858	22.288	31.415	1:55.222	184	1	33.968	33.346	21.949	30.955	2:00.218	146
8	27.717	33.440	22.276	31.915	1:55.348	176	2	26.710	32.808	21.928	30.884	1:52.330	189
10 Callum O'BRIEN (WA) (15th)							3	27.171	33.109	22.130	31.287	1:53.697	180
1	36.679	34.179	22.532	31.448	2:04.838	156	4	27.391	32.969	22.266	31.362	1:53.988	178
2	28.058	34.439	22.704	32.127	1:57.328	179	5	27.338	33.202	21.939	30.952	1:53.431	180
3	28.289	34.600	22.909	32.103	1:57.901	177	6	27.401	33.259	22.069	30.962	1:53.691	182
4	28.041	34.610	22.577	31.696	1:56.924	178	7	27.153	33.450	21.792	31.068	1:53.463	186
5	27.918	34.176	22.612	32.011	1:56.717	177	8	27.005	33.098	22.194	31.339	1:53.636	188
6	28.017	34.517	22.870	32.032	1:57.436	177	34 Boyd HOCKING (VIC) (16th)						
7	28.161	34.210	22.735	32.446	1:57.552	176	1	36.137	34.562	22.379	31.852	2:04.930	154
8	28.369	34.657	22.701	32.322	1:58.049	176	2	27.876	34.367	22.769	32.402	1:57.414	184
13 Andrew HANNAN (VIC) (13th)							3	27.943	34.526	22.852	32.317	1:57.638	182
1	36.861	34.329	22.475	31.195	2:04.860	152	4	28.724	34.369	22.835	32.266	1:58.194	176
2	28.106	34.463	22.981	31.998	1:57.548	181	5	28.105	34.370	22.787	32.201	1:57.463	181
3	28.126	34.617	22.646	32.125	1:57.514	182	6	28.163	34.262	22.747	32.174	1:57.346	179
4	28.461	33.498	22.260	31.542	1:55.761	176	7	28.132	34.349	22.745	32.166	1:57.392	178
5	27.380	33.413	22.269	31.465	1:54.527	177	8	28.271	34.614	22.725	32.096	1:57.706	179
6	27.344	33.414	22.160	31.894	1:54.812	179	37 Jack MAHAFFY (VIC) (3rd)						
7	27.591	33.275	22.187	31.516	1:54.569	181	1	32.462	33.256	21.634	29.959	1:57.311	148
8	27.371	33.446	22.211	31.239	1:54.267	176	2	26.722	32.570	21.641	30.661	1:51.594	190
20 Hunter FORD (NSW) (2nd)							3	26.456	32.386	21.497	30.122	1:50.461	193
1	32.887	32.958	21.296	30.095	1:57.236	147	4	26.645	32.626	21.383	30.143	1:50.797	186
2	26.582	32.499	21.756	30.593	1:51.430	189	5	26.607	32.415	21.418	30.414	1:50.854	188
3	26.441	32.385	21.541	30.245	1:50.612	191	6	26.225	32.577	21.610	29.926	1:50.338	190
4	26.558	32.621	21.351	30.232	1:50.762	187	7	26.689	32.470	21.478	29.867	1:50.504	184
5	26.562	32.360	21.384	30.302	1:50.608	186	8	26.125	32.561	21.291	29.879	1:49.856	188
6	26.641	31.983	21.636	30.421	1:50.681	184	42 Jack PASSFIELD (NSW) (10th)						
7	26.565	32.373	21.335	30.287	1:50.560	186	1	34.625	34.368	21.790	30.898	2:01.681	147
8	26.421	32.042	21.342	29.994	1:49.799	186	2	27.194	33.527	21.969	31.467	1:54.157	194
24 Ben BRAMICH (VIC) (5th)							3	26.946	33.428	21.868	31.242	1:53.484	188
1	34.479	34.090	21.576	31.081	2:01.226	148	4	27.081	33.416	22.269	31.836	1:54.602	186
2	26.996	33.663	21.855	31.137	1:53.651	188	5	27.396	33.203	22.293	31.448	1:54.340	181

Scott Laing
 Chief Time Keeper - Scott Laing

Tom Williams
 Clerk of Course - Tom Williams



Computime Race Timing Systems Pty Ltd © 1996
 Licensed to Computime Race Timing Systems

www.computime.com.au

COMPUTIME RACE TIMING SYSTEMS PTY LTD



ASBK.COM.AU f t i y

Round 7 : Phillip Island GP Circuit : October 6 - 8

YAMAHA MOTOR FINANCE R3 CUP

Race 1

Date: 07/10/17
 Event: R02
 Weather: Mostly cloudy - 20.3C
 Track: Dry - Temp: 33.7C

Started at: 15:26:42
 Laps: 8
 Starters: 18
 Printed at: 15:51

PROVISIONAL SPLIT TIMES

Lap	Split 1	Split 2	Split 3	Split 4	Lap Time	Spd	Lap	Split 1	Split 2	Split 3	Split 4	Lap Time	Spd
131 Ross BEAMES (QLD) (14th)													
6	27.454	33.303	22.548	32.198	1:55.503	181	1	35.578	33.960	22.110	<u>31.236</u>	2:02.714	152
7	27.854	33.563	22.213	31.609	1:55.239	179	2	<u>27.281</u>	<u>33.579</u>	22.110	31.963	<u>1:54.933</u>	190
8	27.521	33.429	22.615	31.663	1:55.228	178	3	27.456	34.067	22.689	32.260	1:56.472	185
65 Jonah SITA (WA) (7th)													
1	34.423	33.527	<u>21.497</u>	30.716	2:00.163	149	4	27.587	34.174	22.816	32.301	1:56.878	181
2	27.568	<u>32.997</u>	21.799	31.121	1:53.485	186	5	27.760	34.264	22.884	32.305	1:57.213	181
3	<u>26.972</u>	33.276	21.803	30.788	<u>1:52.839</u>	187	6	27.593	34.173	22.883	32.088	1:56.737	181
4	27.060	33.458	22.293	31.040	1:53.851	188	7	27.601	34.041	22.393	32.055	1:56.090	181
5	27.608	33.097	22.230	<u>30.547</u>	1:53.482	188	8	27.767	34.305	22.706	32.096	1:56.874	182
6	27.009	33.791	21.964	30.704	1:53.468	190	151 Locky TAYLOR (QLD) (4th)						
7	27.096	33.444	21.780	31.263	1:53.583	189	1	34.563	32.888	<u>21.637</u>	<u>30.448</u>	1:59.536	145
8	27.292	33.485	21.799	30.742	1:53.318	186	2	27.018	32.648	21.745	30.578	1:51.989	182
70 Troy RYAN (NSW) (6th)													
1	34.982	33.846	21.727	31.016	2:01.571	153	3	26.919	32.715	21.699	30.529	<u>1:51.862</u>	183
2	26.886	33.056	22.054	31.284	1:53.280	193	4	27.033	32.624	21.789	30.542	1:51.988	182
3	27.087	33.265	21.798	30.936	1:53.086	187	5	26.966	32.718	21.699	30.639	1:52.022	181
4	<u>26.650</u>	33.512	21.765	<u>30.583</u>	<u>1:52.510</u>	188	6	26.911	<u>32.532</u>	21.804	30.873	1:52.120	181
5	27.189	33.615	21.863	30.598	1:53.265	187	7	<u>26.909</u>	32.584	21.728	30.645	1:51.866	181
6	27.184	<u>32.921</u>	22.208	30.898	1:53.211	181	8	27.002	32.844	21.822	30.830	1:52.498	181
7	27.200	33.167	21.950	31.250	1:53.567	180	152 Dan THOMAS (NSW) (8th)						
8	27.543	33.236	<u>21.640</u>	30.827	1:53.246	182	1	35.423	33.700	21.991	<u>30.596</u>	2:01.710	152
71 Tommy EDWARDS (NSW) (1st)													
1	32.669	32.450	21.554	30.448	1:57.121	148	2	27.045	33.454	21.930	30.773	1:53.202	193
2	26.776	32.367	21.658	30.625	1:51.426	185	3	<u>26.870</u>	32.976	22.098	30.934	1:52.878	189
3	26.726	32.100	21.442	30.402	1:50.670	187	4	26.975	32.903	<u>21.695</u>	31.003	<u>1:52.576</u>	183
4	26.572	32.501	21.371	30.365	1:50.809	188	5	27.084	33.101	22.329	30.792	1:53.306	188
5	26.472	32.253	21.439	30.468	1:50.632	187	6	27.608	<u>32.897</u>	22.025	31.170	1:53.700	183
6	26.501	32.256	21.287	30.597	1:50.641	187	7	27.299	32.957	22.026	31.127	1:53.409	181
7	26.484	32.415	21.247	30.447	1:50.593	186	8	26.874	33.441	22.024	31.079	1:53.418	188
8	<u>26.356</u>	<u>32.022</u>	<u>21.241</u>	<u>30.162</u>	<u>1:49.781</u>	186	355 Laura BROWN (NSW) (11th)						
96 Jake BRETT (NSW) (17th)													
1	36.974	34.944	<u>22.341</u>	35.103	2:09.362	152	1	36.128	33.923	<u>21.762</u>	30.991	2:02.804	152
2	28.530	34.883	23.306	<u>32.396</u>	<u>1:59.115</u>	177	2	<u>26.753</u>	<u>33.505</u>	21.831	31.015	<u>1:53.104</u>	192
3	28.289	34.867	23.212	33.611	1:59.979	177	3	27.275	33.736	21.910	<u>30.796</u>	1:53.717	186
4	28.676	35.354	23.266	33.397	2:00.693	173	4	27.067	33.598	22.034	31.715	1:54.414	187
5	28.345	35.126	23.387	33.228	2:00.086	175	5	27.205	33.897	22.153	30.937	1:54.192	185
6	28.624	<u>34.738</u>	23.842	32.840	2:00.044	174	6	27.578	33.833	22.232	31.817	1:55.460	183
7	28.653	34.911	23.490	32.625	1:59.679	175	7	27.923	34.149	22.187	31.112	1:55.371	179
8	<u>28.225</u>	34.885	23.138	33.264	1:59.512	175	8	27.891	33.567	22.271	31.526	1:55.255	176

The results are provisional until the end of the time limit for protests and appeals.


 Chief Time Keeper - Scott Laing


 Clerk of Course - Tom Williams



Computime Race Timing Systems Pty Ltd © 1996
 Licensed to Computime Race Timing Systems

www.computime.com.au

COMPUTIME RACE TIMING SYSTEMS PTY LTD





ASBK.COM.AU f t i y

Round 7 : Phillip Island GP Circuit : October 6 - 8

YAMAHA MOTOR FINANCE R3 CUP

Race 1

Date: 07/10/17
 Event: R02
 Weather: Mostly cloudy - 20.3C
 Track: Dry - Temp: 33.7C

Started at: 15:26:42
 Laps: 8
 Starters: 18
 Printed at: 15:51

PROVISIONAL FASTEST LAPS SEQUENCE

Lap	Race Pos	No Name	Machine	Fastest Lap	On Lap
1	1	71 Tommy EDWARDS (NSW)	Yamaha YZF-R3	1:57.121	1
2	1	71 Tommy EDWARDS (NSW)	Yamaha YZF-R3	1:51.426	2
3	1	71 Tommy EDWARDS (NSW)	Yamaha YZF-R3	1:50.670	3
3	2	20 Hunter FORD (NSW)	Yamaha YZF-R3	1:50.612	3
3	3	37 Jack MAHAFFY (VIC)	Yamaha YZF-R3	1:50.461	3
6	3	37 Jack MAHAFFY (VIC)	Yamaha YZF-R3	1:50.338	6
8	1	71 Tommy EDWARDS (NSW)	Yamaha YZF-R3	1:49.781	8

The results are provisional until the end of the time limit for protests and appeals.

Scott Laing
 Chief Time Keeper - Scott Laing

Tom Williams
 Clerk of Course - Tom Williams



Computime Race Timing Systems Pty Ltd © 1996
 Licensed to Computime Race Timing Systems

www.computime.com.au

COMPUTIME RACE TIMING SYSTEMS PTY LTD





ASBK.COM.AU f t i y

Round 7 : Phillip Island GP Circuit : October 6 - 8

YAMAHA MOTOR FINANCE R3 CUP

Race 1

Date: 07/10/17
 Event: R02
 Weather: Mostly cloudy - 20.3C
 Track: Dry - Temp: 33.7C

Started at: 15:26:42
 Laps: 8
 Starters: 18
 Printed at: 15:51

PROVISIONAL LAP SHEET

No	Lap Time	Gap	No	Lap Time	Gap	No	Lap Time	Gap	No	Lap Time	Gap	No	Lap Time	Gap
			355	1:53.104	7.361	151	1:51.988	5.349	34	1:57.463	34.991	65	1:53.583	19.012
Lap 1			4	1:54.519	7.373	24	1:52.364	10.190	96	2:00.086	48.587	4	1:55.222	27.143
71	1:57.121		131	1:54.933	9.100	28	1:53.988	10.207				42	1:55.239	27.147
20	1:57.236	.115	10	1:57.328	13.619	65	1:53.851	10.312	Lap 6			355	1:55.371	27.203
37	1:57.311	.190	34	1:57.414	13.797	152	1:52.576	10.340	71	1:50.641		13	1:54.569	37.732
151	1:59.536	2.415	13	1:57.548	13.861	70	1:52.510	10.421	20	1:50.681	.030	131	1:56.090	39.178
65	2:00.163	3.042	96	1:59.115	19.930	42	1:54.602	13.898	37	1:50.338	.056	10	1:57.552	46.837
28	2:00.218	3.097	Lap 3			355	1:54.414	14.013	151	1:52.120	8.218	34	1:57.392	48.518
24	2:01.226	4.105	71	1:50.670		4	1:54.744	14.108	70	1:53.211	15.624	96	1:59.679	1:07.09
4	2:01.401	4.280	131	1:56.878	20.971	131	1:56.878	20.971	24	1:53.341	15.667	Lap 8		
70	2:01.571	4.450	20	1:50.612	.061	13	1:55.761	25.657	65	1:53.468	15.989	71	1:49.781	
42	2:01.681	4.560	37	1:50.461	.149	10	1:56.924	26.965	28	1:53.691	16.056	20	1:49.799	.015
152	2:01.710	4.589	151	1:51.862	4.170	34	1:58.194	28.150	152	1:53.700	16.073	37	1:49.856	.042
131	2:02.714	5.593	28	1:53.697	7.028	96	2:00.693	39.123	355	1:55.460	22.392	151	1:52.498	12.208
355	2:02.804	5.683	65	1:52.839	7.270	Lap 5			42	1:55.503	22.468	24	1:53.116	22.034
10	2:04.838	7.717	152	1:52.878	8.573	20	1:50.608		4	1:55.511	22.481	70	1:53.246	22.063
13	2:04.860	7.739	24	1:52.975	8.635	71	1:50.632	.010	131	1:56.737	33.648	152	1:53.418	22.526
34	2:04.930	7.809	70	1:53.086	8.720	37	1:50.854	.369	13	1:54.812	33.723	65	1:53.318	22.516
96	2:09.362	12.241	42	1:53.484	10.105	151	1:52.022	6.749	10	1:57.436	39.845	152	1:53.418	22.526
Lap 2			4	1:53.470	10.173	24	1:53.409	12.977	34	1:57.346	41.686	28	1:53.636	22.781
71	1:51.426		355	1:53.717	10.408	28	1:53.431	13.016	96	2:00.044	57.980	42	1:55.228	32.561
20	1:51.430	.119	131	1:56.472	14.902	152	1:53.306	13.024	Lap 7			355	1:55.255	32.644
37	1:51.594	.358	13	1:57.514	20.705	70	1:53.265	13.064	37	1:50.504		4	1:55.348	32.677
151	1:51.989	2.978	34	1:57.638	20.765	65	1:53.482	13.172	20	1:50.560	.030	13	1:54.267	42.185
28	1:52.330	4.001	10	1:57.901	20.850	152	1:54.192	17.583	71	1:50.593	.033	131	1:56.874	46.238
65	1:53.485	5.101	96	1:59.979	29.239	42	1:54.340	17.616	151	1:51.866	9.524	10	1:58.049	55.072
70	1:53.280	6.304	Lap 4			4	1:54.135	17.621	70	1:53.567	18.631	34	1:57.706	56.410
24	1:53.651	6.330	71	1:50.809		131	1:57.213	27.562	24	1:53.625	18.732	96	1:59.512	1:16.79
152	1:53.202	6.365	20	1:50.762	.014	13	1:54.527	29.562	152	1:53.409	18.922			
42	1:54.157	7.291	37	1:50.797	.137	10	1:56.717	33.060	28	1:53.463	18.959			

The results are provisional until the end of the time limit for protests and appeals.

Scott Laing
 Chief Time Keeper - Scott Laing

Tom Williams
 Clerk of Course - Tom Williams



Computime Race Timing Systems Pty Ltd © 1996
 Licensed to Computime Race Timing Systems

www.computime.com.au

COMPUTIME RACE TIMING SYSTEMS PTY LTD





ASBK.COM.AU f t i y

Round 7 : Phillip Island GP Circuit : October 6 - 8

YAMAHA MOTOR FINANCE R3 CUP

Race 1

Date: 07/10/17
 Event: R02
 Weather: Mostly cloudy - 20.3C
 Track: Dry - Temp: 33.7C

Started at: 15:26:42
 Laps: 8
 Starters: 18
 Printed at: 15:51

PROVISIONAL LAP CHART

Grid	1	2	3	4	5	6	7	8
71	71	71	71	71	20	71	37	71
37	20	20	20	20	71	20	20	20
20	37	37	37	37	37	37	71	37
151	151	151	151	151	151	151	151	151
28	65	28	28	24	24	70	70	24
24	28	65	65	28	28	24	24	70
85	24	70	152	65	152	65	152	65
65	4	24	24	152	70	28	28	152
42	70	152	70	70	65	152	65	28
152	42	42	42	42	355	355	4	42
4	152	355	4	355	42	42	42	355
70	131	4	355	4	4	4	355	4
57	355	131	131	131	131	131	13	13
131	10	10	13	13	13	13	131	131
355	13	34	34	10	10	10	10	10
13	34	13	10	34	34	34	34	34
96	96	96	96	96	96	96	96	96
34								
10								
53								
22								

The results are provisional until the end of the time limit for protests and appeals.

Spott Laing
 Chief Time Keeper - Spott Laing

Tom Williams
 Clerk of Course - Tom Williams



Computime Race Timing Systems Pty Ltd © 1996
 Licensed to Computime Race Timing Systems

www.computime.com.au

COMPUTIME RACE TIMING SYSTEMS PTY LTD



ASBK.COM.AU f t i y


Round 7 : Phillip Island GP Circuit : October 6 - 8

YAMAHA MOTOR FINANCE R3 CUP PROVISIONAL SERIES POINTS

YAMAHA MOTOR FINANCE R3 CUP

Pos	Name	Rnd 1 W/fld	Rnd 2 Wint	Rnd 3 MP	Rnd 4 SMSP	Rnd 7 Race 1	Total
1	Tommy EDWARDS (NSW)	63	51	60	70	25	269
2	Jack MAHAFFY (VIC)	26	75	75	63	18	257
3	Hunter FORD (NSW)	28	57	53	56	20	214
4	Ben BRAMICH (VIC)	40	45	47	45	16	193
5	Tayla RELPH (QLD)	42	31	45	39	12	169
6	Boyd HOCKING (VIC)	48	37	38	32	5	160
7	Locky TAYLOR (QLD)	0	38	52	43	17	150
8	Corey BRIFFA (NSW)	51	52	0	47	0	150
9	Jack PASSFIELD (NSW)	67	53	0	0	11	131
10	Jonah SITA (WA)	26	17	33	36	14	126
11	Troy RYAN (NSW)	19	14	30	30	15	108
12	Dan THOMAS (NSW)	43	37	0	0	13	93
13	Andrew HANNAN (VIC)	12	37	0	28	8	85
14	Jonathon HENDERSON (VIC)	34	22	0	23	0	79
15	Broc PEARSON (QLD)	0	0	0	51	0	51
16	Chris DOBIE (NSW)	25	17	0	6	0	48
17	Jake BRETT (NSW)	13	5	0	22	4	44
18	Chris BALEN (NSW)	23	18	0	0	0	41
19	Ross BEAMES (QLD)	0	0	33	0	7	40
20	Mark BOTTOMLEY (VIC)	22	14	0	0	0	36
21	Mitch KUHNE (QLD)	0	0	29	0	0	29
22	Sharni PINFOLD (QLD)	0	0	27	0	0	27
23	Ryan DADD (QLD)	0	0	26	0	0	26
24	Matt O'CONNELL (NSW)	0	0	23	0	0	23
25	Ty LYNCH (SA)	20	0	0	0	0	20
26	Keegan PICKERING (NSW)	0	0	0	17	0	17
27	Laura BROWN (NSW)	0	0	0	0	10	10
28	Harry KHOURI (NSW)	0	0	0	0	9	9
29	Callum O'BRIEN (WA)	0	0	0	0	6	6


Chief Time Keeper - Scott Laing


Clerk of Course - Tom Williams



Computime Race Timing Systems Pty Ltd © 1996
Licensed to Computime Race Timing Systems

www.computime.com.au

COMPUTIME RACE TIMING SYSTEMS PTY LTD

